

***PSLE Scoring, Full Subject-based
Banding (SBB) & Sec 1 Posting
12 March 2025***



OUTLINE

Topic	Presenter
Parenting for Wellness	Ms Sujatha, Vice-Principal
PSLE Scoring, Full Subject-based Banding & Sec 1 Posting	Mdm Wong, Year Head (Primary 5 & 6)



New MOH guidelines on screen use for children under 12



BELOW 18 MONTHS



- No screen use unless for interactive video chatting
- Do not leave screens on in the background when child is engaged in other activities

18 MONTHS TO 6 YEARS



- Limit screen use to less than an hour a day outside school
- Passive screen use not recommended
- View media together with children where possible
- Do not use screens to occupy or distract child
- Carefully choose age-appropriate educational content
- Do not leave screens on in the background
- No screens during meals and 1 hour before bedtime

7 TO 12 YEARS



- Limit screen use to less than 2 hours a day, unless related to schoolwork
- Develop a screen use plan or timetable
- Have regular conversations with children to find out their online activities
- Do not give children mobile devices with unrestricted access
- Use parental control settings to ensure children access age-appropriate content and apps
- Do not give children access to social media services
- No screens during meals and 1 hour before bedtime

SOURCE: MINISTRY OF HEALTH



Keeping children healthy in the digital age: 4 areas for early intervention





(i)

Eat Well

Fuels growth
& health



(ii)

Sleep Well

Boosts focus,
mood & growth



(iii)

Learn Well

Improves
diverse learning
& well-being



(iv)

Exercise Well

Strengthens body,
mind & confidence



Grow Well SG will later extend to older children.

Grow Well SG provides early support in four key areas for children up to 12 years old & also aims to foster bonding with their families & peers



**you've
g  ot
this!**



Parenting for Wellness (PfW)

PfW aims to empower parents with key knowledge and skills to build strong parent-child relationships, strengthen their children's mental well-being and resilience and parent effectively in the digital age.



Parenting for Wellness: Parent Hub



Access personalised resources to support your parenting journey.

Your Personalised Link



Parenting for Wellness: Toolbox for Parents



1

Building Relationships

2

Supporting Your Child's Mental Health

3

Navigating the Digital Age



Social Media: Is Your Child Ready for It?



While social media platforms allow people to connect with others, constant exposure to social media content can make us feel anxious or overwhelmed. It is important for social media users to be mature enough to navigate such feelings when using these platforms. Most social media platforms require users to be aged 13 years and above. However, is age the only consideration in determining if your child is ready?



The maturity of your child is also an important consideration to determine their readiness for social media.

Maturity can be assessed by observing the following:

- Their ability to make responsible decisions to keep themselves safe online.
- Their ability to manage the pressures and feelings that come with social media use.
- Their ability to control impulses.

Although your child may pick up skills to use social media quickly, they may not fully understand how to use complicated online safety tools and settings. They may also not understand how the platform's safety features work.



Things You Can Do

Before allowing your child access to social media, have open conversations with them on the risks of social media and establish clear ground rules on how to keep themselves safe when using it. Here are some suggested topics:

What are some potential dangers of oversharing personal information?

What does healthy social media use look like?

How do we keep ourselves safe on social media?

What are some ground rules we can establish as a family?



Device Use: Too Much or Just Right?



Screen time refers to the amount of time spent using devices each day. Having some screen time can be beneficial, such as when your child uses devices to learn and connect with others. However, it is important to be aware that spending an excessive amount of time using devices is unhealthy, as it is associated with insufficient good quality sleep, sedentary behaviours, increased obesity, and poorer mental health and well-being.

These potential negative consequences are linked to the extent to which the use of devices displaces activities that are important for your child's development. E.g. sleeping, being physically active, or engaging in face-to-face interactions with family and friends.

It is important to ensure your child maintains a healthy balance of age-appropriate activities.



How to help your child achieve balanced screen time?

Have regular conversations with your child to better understand what they do online.

Discuss and develop a timetable with your child to moderate their time spent on screens. Children aged 7 - 12 should have consistent screen time limits. Parental control settings can be used to monitor and limit screen time as agreed with the child.

What do you think is a reasonable amount of time to spend on your phone for leisure?

What responsibilities do you have to complete before spending time on your device?



Knowing what your child is doing online is important too

Beyond setting limits on your child's screen time, it is important to understand how your child is using their devices and what content they are watching as these can impact their well-being.

Have regular conversations with your child to better understand their screen use habits. Here are some example questions you may wish to consider:

• "That video you just watched looks interesting. Can you tell me what it is about?"

• "Do you mindlessly scroll through social media or binge-watch videos or shows on streaming platforms? What could be a better use of your time that doesn't involve devices? Can we do something together?"

• "Is the online activity you are doing for learning or leisure? How long do you need to complete the activity? Let's agree on a time to stop."

• "What do you usually do online? Have you ever come across any inappropriate content that made you feel uncomfortable? Which aspects made you uncomfortable?"



Scan QR code to download the Ministry of Health's Guidance on Screen Use in Children for more information.





you've
got
this!



Parenting for Wellness Resource

Understanding Myself as a Parent

- What values are important to you as a parent?
- How are your spouse's values similar to or different from yours?
- What did the significant adults in your life do or say to make you feel important, loved and cared for? What do you plan to do so that your child can feel the same way?



My Relationship with My Child

- How would you describe your relationship with your child? how would you like your relationship with your child to be?
- How well do you know your child (their happy/sad/stressful moments)?
- What are your biggest hopes/dreams, and worries for your child?
- How would you like to strengthen the relationship between you and your child?



GROWTH

FIXED

MISTAKES
HELP ME LEARN

I WANT TO
AVOID MAKING
MISTAKES

FEEDBACK IS
VALUABLE

I'LL NEVER BE
THAT SMART

IS THIS
MY BEST WORK?

I KNOW
BEST

I IMPROVE
WITH PRACTICE

THIS IS
GOOD
ENOUGH

I WON'T GIVE UP

I GIVE UP



From today's session, you will walk away with...

- A better understanding of the support that your child may need in the transition journey from primary to secondary school
- Understanding Full Subject-Based Banding (Full SBB)
- Information on what to expect in secondary school



Sharing About PSLE Matters

**How does the PSLE Scoring &
S1 Posting work?**

**How are students posted to
secondary schools?**

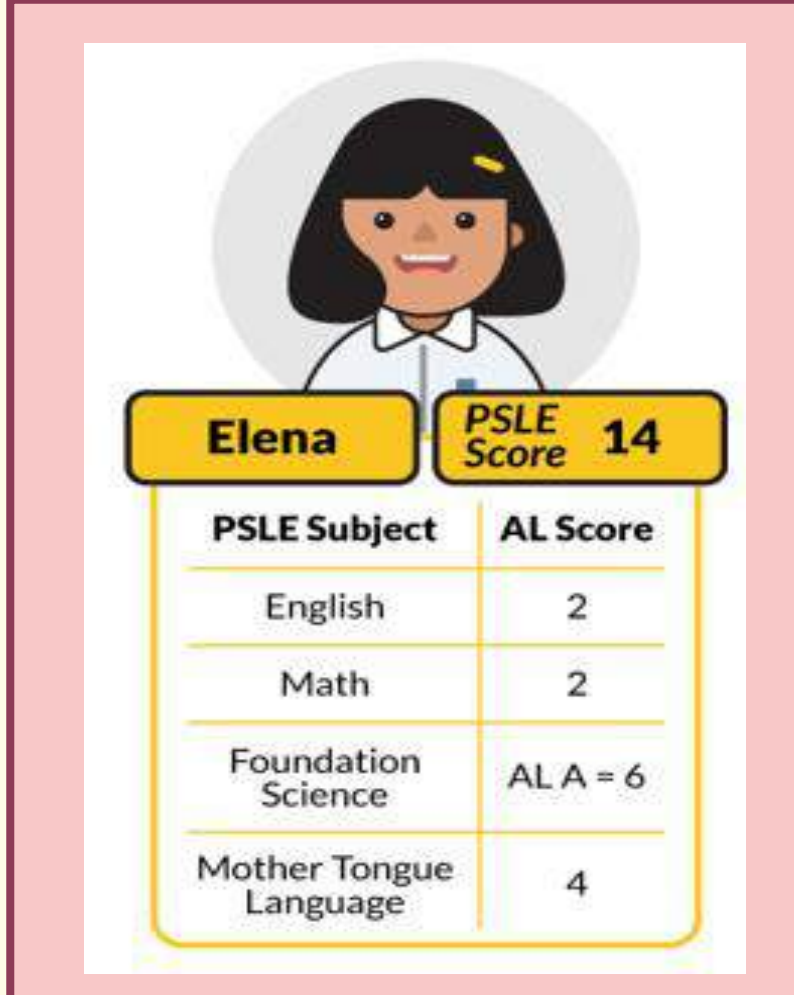
WHAT ARE ACHIEVEMENT LEVELs (AL)?

- Students with similar scores in each subject are grouped into scoring bands measured in 8 ALs.

AL	RAW MARK RANGE
1	≥ 90
2	85 – 89
3	80 – 84
4	75 – 79
5	65 – 74
6	45 – 64
7	20 – 44
8	< 20

HOW DOES THE PSLE SCORING SYSTEM WORK?

- The overall PSLE Score is made up of 4 subject Achievement Levels (ALs).
- The PSLE Score can range from 4 to 32, with 4 being the best.



Elena PSLE Score **14**

PSLE Subject	AL Score
English	2
Math	2
Foundation Science	AL A = 6
Mother Tongue Language	4

GRADING OF FOUNDATION SUBJECT GRADES

- Foundation subject grades are graded in scoring bands from **AL A to C**.
- To derive a student's overall PSLE Score for S1 Posting, AL A to AL C for Foundation level subjects are **mapped to AL 6 to AL 8 of Standard level subjects respectively**.
- This mapping is based on the learning and assessment load of the subjects, and informs students of how ready they are for the curriculum in secondary school.

FOUNDATION LEVEL AL	FOUNDATION RAW MARK RANGE	EQUIVALENT STANDARD LEVEL AL
A	75 – 100	6
B	30 – 74	7
C	< 30	8

HOW DOES THE S1 POSTING WORK?

- Your child has **six choices** in selecting their secondary schools.
- Your child will be posted to a secondary school based on **academic merit, i.e., PSLE Score,** and their **choice order of schools.**
- If two or more students with the same PSLE Score vie for the last remaining place(s) in a school, the following tie-breakers are used in the following order:
 1. **CITIZENSHIP**
 2. **CHOICE ORDER OF SCHOOLS**
 3. **COMPUTERISED BALLOTING**
- The tie-breaker based on school choice order recognises the different considerations that families have in making school choices.



Tie-breakers

in the new S1 Posting System

Tie-breakers are used only if there are two or more students with the same PSLE Score vying for the last available place(s) in a school.

Here's a simplified example.

5 students are vying for the last places in the schools of their choice.

Students with better scores will be posted first


Tie-breaker #1: Citizenship

Tie-breaker #2: Choice order of schools


Tie-breaker #3: Computerised balloting

Jane
Singapore Citizen
16 pts

SCHOOL CHOICES:
1) Sch A
2) Sch ...
3) Sch ...
4) Sch ...




Jane has a better PSLE score. She will be posted first, to **School A**.





Bryan
Singapore Citizen
20 pts


SCHOOL CHOICES:
1) Sch B
2) Sch ...
3) Sch ...
4) Sch ...



Bryan and Mary are Singapore Citizens. They will have priority to enter **School B**.





Because Bryan ranked School B higher than Mary, he will be posted to **School B**.




Mary
Singapore Citizen
20 pts

SCHOOL CHOICES:
1) Sch A
2) Sch B
3) Sch C
4) Sch ...




Bryan, Mary, Alan and Rina have the same score.

Since Bryan has taken the last place in School B, Mary will be posted to **School C**.



Alan
Permanent Resident
20 pts

SCHOOL CHOICES:
1) Sch A
2) Sch B
3) Sch D
4) Sch ...




As Jane has taken the last available place in School A, Bryan, Mary, Alan and Rina will vie for the last available place in their next choice, **School B**.

Alan and Rina will be tie-broken out as they are Permanent Residents. They will be considered for their next choice, **School D**.


Alan and Rina have both ranked School D as their third choice. They will go through computerised balloting to vie for the last remaining place in **School D**.

Through computerised balloting, Alan is posted to **School D**.




Rina
Permanent Resident
20 pts

SCHOOL CHOICES:
1) Sch A
2) Sch B
3) Sch D
4) Sch E









Since Alan has taken the last place in School D, Rina will be posted to her fourth choice, **School E**.



HCL POSTING ADVANTAGE TO SAP SCHOOLS

Students who obtained a Distinction/Merit/Pass for HCL at the PSLE and an overall PSLE Score of 14 or better will receive a posting advantage when applying to SAP schools.

Students will be considered for admission to SAP schools in the following order:

1st		7	NO HCL	Students with better PSLE Scores will be posted first, even if they did not take HCL
2nd		8	DISTINCTION	
3rd		8	MERIT	Amongst students with the same PSLE Score, those with better HCL grades will be posted first
4th		8	PASS	
5th		8	NO HCL	
6th		9	DISTINCTION	

- Students' HCL results are denoted as 'D' (Distinction), 'M' (Merit) or 'P' (Pass).
- Students who obtain (i) a Distinction / Merit / Pass in HCL and (ii) a PSLE Score of 14 or better are eligible for posting advantage to SAP schools.
- Students are ranked taking into account their performance in HCL.
- This posting advantage applies before the tie-breakers for S1 Posting.

Understanding Full Subject-Based Banding (Full SBB)

What is Full SBB?

FULL SBB: S1 POSTING

Three Posting Groups to ensure schools are accessible to diverse learners

From the 2024 S1 cohort, MOE will facilitate the admission of P6 students into S1 through 3 Posting Groups: **Posting Group 1, 2 and 3.**

Objective: Ensures that schools continue to admit a **diverse profile of students** and students have **access to a wide range of schools.**

Unlike the academic streams of Express, N(A) and N(T), Posting Groups will only be used for the purposes of facilitating entry into secondary school and to guide the subject levels students offer at the start of S1.

- Posting Groups assigned based on PSLE Scores, mapped from existing PSLE Score ranges for Express, N(A) and N(T) streams.
- PSLE Scores provide a good gauge of the subject levels that students can offer at the beginning of S1.

PSLE Score	Posting Group	Subject level for most subjects
4 – 20	3	G3
21 and 22	2 or 3	G2 or G3
23 and 24	2	G2
25	1 or 2	G1 or G2
26 – 30 <i>(with AL 7 in EL and MA)</i>	1	G1

OFFERING SUBJECTS AT A MORE DEMANDING LEVEL AT THE START OF SEC 1

- Students posted to schools through PG1 and PG2 can offer **English Language, Mother Tongue Languages, Mathematics and Science** at a more demanding level based on their PSLE AL for each subject.

FOR STUDENTS POSTED TO SCHOOLS THROUGH PG1 AND PG2			
SUBJECT	PSLE SUBJECT LEVEL	PSLE AL FOR SPECIFIC SUBJECT	OPTION TO TAKE THE S1 SUBJECT AT :
<ul style="list-style-type: none"> • English Language • Mother Tongue Language • Mathematics • Science 	Standard	AL 5 or better	G3 or G2
		AL 6	G2
	Foundation	AL A	G2

OFFERING SUBJECTS AT A LESS DEMANDING LEVEL AT THE START OF S1

- For students who offered **English Language, Mathematics and/or Science** at Foundation level at PSLE, but are otherwise eligible to take most of their subjects at G3 when entering secondary school, they may choose to take these subjects at a less demanding level (LDL; i.e., G2), in consultation with their secondary schools.
- Students have the option to offer **Mother Tongue Languages (MTL)** at LDL based on their PSLE Achievement Level (AL) for the subject:

POSTING GROUP (PG)	PSLE AL FOR MTL [^]	OPTION TO OFFER MTL AT A LESS DEMANDING LEVEL
PG3	AL 6	G2
	AL 7-8	G1 or G2
PG2	AL 7-8	G1

[^] Foundation level AL A to AL C will be mapped to AL 6 to AL 8 of Standard level subjects respectively.



Choosing Suitable Secondary Schools



Factors to Consider

Preparing for S1 Posting Exercise



PSLE SCORE RANGES FOR ALL SECONDARY SCHOOLS

- Use the PSLE Score ranges as a reference alongside other important factors, such as the school's distinctive programmes, Co-Curricular Activities (CCA), culture, ethos, and proximity to home when shortlisting school choices that would best fit a student's educational needs.
- The PSLE Score ranges for individual secondary schools will be available for your reference on <https://moe.gov.sg/schoolfinder> and <https://go.gov.sg/exploreschools>. They reflect the PSLE scores of the students posted into these schools at the previous year's S1 Posting Exercise.
- A school's PSLE Score range (including Cut-Off-Point) for a particular year is not pre-determined before the posting, and vary from year to year, depending on the cohort's PSLE results and their school choices in that year's S1 Posting Exercise.



SchoolFinder Tool



<https://www.moe.gov.sg/schoolfinder>

MySkillsFuture Student Portal (Primary)



<https://go.gov.sg/exploreschools>

HOW DO WE INTERPRET THE PSLE SCORE RANGES?

The PSLE Score range refers to the PSLE Score of the first and last student admitted to a particular school in the previous year via the S1 Posting Exercise. This shows the range of student profiles who enter each school.

Example

XX Secondary School

PSLE Score range of 20XX (previous year's S1 Posting Exercise)

Posting Group 3	15 – 20
Posting Group 2	21 – 24
Posting Group 1	25 – 28

PSLE Score of the first student posted into the school in the respective PG.

PSLE Score of the last student posted into the school in the respective PGs [i.e., the school's **Cut-Off Point (COP)**].

Note: Posting Groups will be assigned based on PSLE Scores, mapped from existing PSLE Score ranges for Express, N(A) and N(T) streams.

EXAMPLE OF AN SAP SCHOOL'S PSLE SCORE RANGE

While students need not take HCL to enter SAP schools, students who pass HCL receive a posting advantage for admission. To reflect this, the PSLE Score ranges of SAP schools include the HCL grades of the first and last student admitted in the previous year via S1 Posting.

Example

XX Secondary School

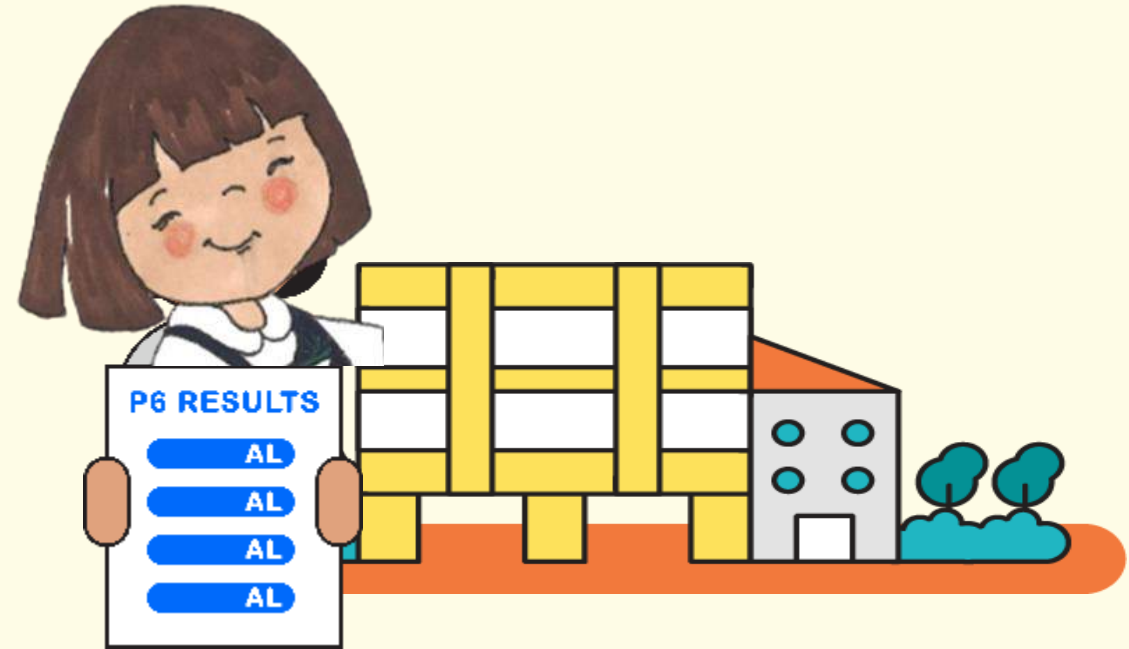
PSLE Score range of 20XX (previous year's S1 Posting Exercise)

Posting Group 3	5 (D) – 12 (P)
Posting Group 2	
Posting Group 1	

PSLE Score and HCL grade of the first student posted into the school through PG3.

PSLE Score and HCL grade of the last student posted into the school through PG3 [i.e. the school's Cut-Off Point (COP)].

PREPARING FOR THE S1 POSTING EXERCISE



Use all 6 options with a range of Cut-off Points as this will increase your child's chances of being posted to a school of their choice.

Take reference from schools' PSLE Score ranges, which serve as a guide for you and your child to shortlist school choices. Consider at least 2-3 schools where your child's PSLE Score is better than the school's Cut-off Point.

ELIGIBILITY CRITERIA FOR HIGHER MOTHER TONGUE LANGUAGE (HMTL)

From 2026, students who do well in their MTL at PSLE will be able to offer HMTL at Secondary 1, **regardless of their overall PSLE score.**

Secondary 1 students who obtain AL1/AL2 in MTL or Distinction/Merit in HMTL at the PSLE will be able to take HMTL as a subject in secondary school.

Students in secondary schools that do not offer HMT classes may attend lessons at centralized locations.

SCHOOL CHOICE JOURNEY

- The PSLE Score ranges are a **useful starting point** for parents and students to consider secondary schools.
- Use this information, together with other **important factors** such as the secondary schools' distinctive programmes, CCAs, ethos and cultures, to shortlist schools that would best fit the educational needs of the student.



IMPORTANT FACTORS TO CONSIDER WHEN CHOOSING SECONDARY SCHOOLS

01 SCHOOL CULTURE



What is the school's culture and ethos?

02

LEARNING ENVIRONMENT



How do I feel about the school based on what I saw at the Open House?

03

PROGRAMMES



Does the school have programmes I would enjoy?

04 CCAs



Are there CCAs that interest me and can nurture my strengths, abilities and talents?

05 SUBJECTS

What subjects are offered in the school?



06

LOCATION

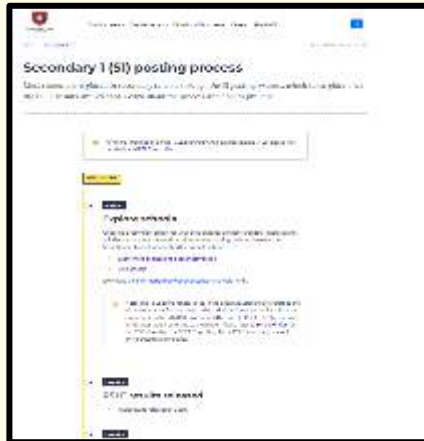
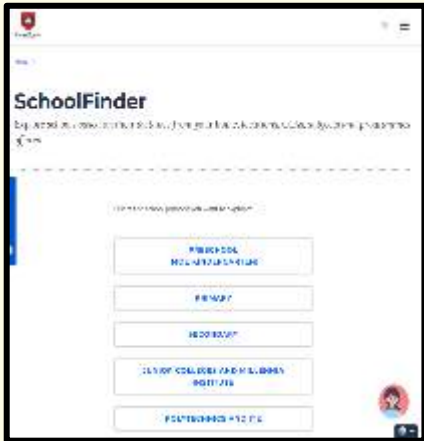


How long will it take for me to travel to school and back home?

PREPARING FOR THE S1 POSTING EXERCISE

**SCHOOL
FINDER**

*My*SKILLS*future*



- Release of **S1 Posting results**



- Release of **PSLE results**
- Online Submission of **S1 School Choices and Options**



OCTOBER

NOVEMBER

DECEMBER

TIPS FOR PARENTS!

Be open and flexible when discussing your child's preferences, needs and choices.

Manage your own expectations and do not project these expectations onto your child.

Have regular conversations with your child to understand more about his/her strengths, interests, abilities, talents and aspirations.

Affirm your child and offer support when he/she shares his/her plans with you.

Useful resources

Quick tips on shortlisting secondary schools

A SECONDARY SCHOOL THAT'S SUITABLE FOR YOUR CHILD
Help them match the school to their strengths and interests.

ASK:
What are their strengths, interests, and abilities?
- What kind of courses, programmes and opportunities will they offer them?
- Is the pace of learning suitable for them?

CONSIDER:
- School Culture
- Courses
- Programmes, Subjects and CCAs Offered
- Location and Transport
- If your child has Special Educational Needs
Select schools with specialised facilities or programmes.

SUBMIT:
- School Options: Do that your child is more likely to get into a school of choice.
- Schools with Different Cut-Off Points: Consider all local S-C schools where your child's PSLE Score is better than the school's Cut-Off Points.

REFER TO:
MOE's SchoolFinder
Check out schools' location, school's offered, Co-Curricular activities, facilities and contact information.

YOUR RANK OF SCHOOL CHOICES
The higher you rank a school, the more likely you are to get into it.
Do your best to rank 1-5 schools.
Score ranges can vary each year to year, using this tool allows you to compare your child's performance with other students.

Tools to use to explore secondary schools

SCHOOL FINDER



My **SKILLS** future



How-to-Guides to equip parents on how to use the tools

How to Use SchoolFinder
Ministry of Education SINGAPORE

<https://go.gov.sg/school-finder>



FIND OUT MORE ON THE PSLE-FSBB MICROSITE



<https://go.gov.sg/pslefsbb>



<https://go.gov.sg/my-fsbb-path>



Are you a **P.S.L.E** Parent?



Parent Kit

Missed our
last issue?

Click [here](#) for our
previous Parent Kits.



Ministry of Education
SINGAPORE

© Communications & Engagement Group, Ministry of Education

<https://www.moe.gov.sg/parentkit>



You Are Not a Machine



Your "Best" Will Look Different Each Day
(and that's totally okay!)

Our children are **Gifts** to us.
Their worth is not measured by the ALs attained.
Neither is our love for them.
Let them know this everyday.





If you have any question, please email me at
Wong_Liang_Min@schools.gov.sg



e-Briefing on Direct School Admission (DSA) matters



OUTLINE

- What is Direct School Admission (DSA)?
- Should my child apply for DSA?
- Which school should my child apply to?
- How will DSA schools conduct their selection?
- How do I apply?
- What are the possible DSA-Sec outcomes?



Direct School Admission (DSA) - Secondary

- DSA-Sec aims to:
 - Provide P6 students an opportunity to seek admission to a secondary school based on a diverse range of talents and achievements that may not be demonstrated at PSLE, e.g sports, aesthetics, student leadership and other talent areas
- Promote holistic education



SHOULD MY CHILD APPLY FOR DSA?



SHOULD MY CHILD APPLY FOR DSA?



Yes, if she has **talent** in an area which the school offers the DSA in and she is **passionate** about and **committed** to developing her strengths in that area in that school.

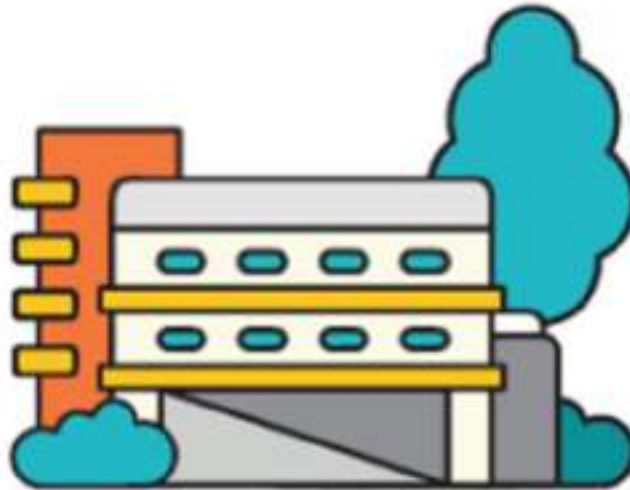


SHOULD MY CHILD APPLY FOR DSA?

- If your child is successfully allocated to a school through DSA-Sec, **she will not be able to participate in the Secondary 1 Posting.**
- She **will also not be able to seek a transfer to another school** after the release of the PSLE results.



WHICH SCHOOL SHOULD MY CHILD APPLY TO?



WHICH SCHOOL SHOULD MY CHILD APPLY TO?

Finding a good fit will help your child enjoy learning at an appropriate pace and enable her to benefit from the school's overall programmes.



When selecting a DSA-Sec school, consider the following:

- Schools with talent areas that match your child's strengths and interests
- Range of programmes offered by the school
- Pace of learning



WHICH SCHOOL SHOULD MY CHILD APPLY TO?

Matching

Look for a school whose **programmes match your child's interests and talents.**

- Schools are looking out for students whose interests and talents they can develop further.
- Learn more about the secondary school's pace of learning and overall range of programmes.



WHICH SCHOOL SHOULD MY CHILD APPLY TO?

Get the latest information about what each school offers by:

- Visiting the MOE's DSA website
- Exploring the individual school websites
- Attending Open Houses (Secondary Schools)



How will DSA schools conduct their selection?

- Applicants' talents & / strengths
- Personal qualities
- Academic results – P5 & P6

THROUGH:

- Interviews
- Trials
- Tests
- Selection camps



When can my child apply?

In May 2025 when your child is in P6.

More information on the timeline is available at this link:
<https://www.moe.gov.sg/dsa-sec>



Stages of the DSA-Sec Exercise

**Application
Stage**

May



**Audition
Stage**

By mid-Sept



**Exercise School
Preference Stage**

Oct



Results Release Stage

Nov
(along with PSLE results)



HOW DO I APPLY - DSA Portal

- One-stop DSA application portal
(except for School of the Arts & Singapore Sports School)
- Period of acceptance for DSA applications will be about 3-4 weeks in May
- Parents can log in using Singpass



DSA Portal

- Students' participation in school activities and leadership roles (P4 upwards) etc will be extracted from the school records.
- There is no need to submit testimonials & hard copy documents.
- Applicants can add in 10 non-school based activities & achievements in 'Optional' Field.



2024 DSA-Sec
Template for Applicants studying in MOE Mainstream Schools

Instructions

You are encouraged to use a desktop or a laptop to fill in your application and use this template to help you prepare the relevant information before you log in to the DSA-Sec Portal. This will reduce your application time and minimise any risk of losing your entries due to connection issues. To avoid errors in your submission, use only English language in your entries.

Application comprises the following sections:

Section I	Talent(s) and School(s)
Section II	Non-school based Awards/Activities (Optional)
Section III	Contact Details

Name of Child	
BC/FIN	

Section I: Talent(s) and School(s)

You can indicate up to 3 choices of talent areas and schools. The choice order does not matter.

Of the 3 choices, a maximum of 2 choices can be used to apply to the same school, for 2 different talent areas.

Note:

Under "Select Programme", you will need to choose "Integrated Programme", "Singapore-Cambridge Secondary Education Certificate" (SEC) Programme or "No Preference", only if the school offers both programmes for the selected talent area. Otherwise, no further action is required.

From 2027 onwards, the SEC Programme will replace the GCE O- and N-Level programme under Full Subject-Based Banding. For more information on the SEC and Full SBB, click [here](#).

Talent Area	School	Select Programme (If applicable) (Please choose one only.)
		<input type="checkbox"/> Integrated Programme <input type="checkbox"/> SEC Programme <input type="checkbox"/> No Preference
		<input type="checkbox"/> Integrated Programme <input type="checkbox"/> SEC Programme <input type="checkbox"/> No Preference
		<input type="checkbox"/> Integrated Programme <input type="checkbox"/> SEC Programme <input type="checkbox"/> No Preference

Section II: Non-school-based Awards/Activities (Optional)

Non-school based awards/activities include participation in competitions organised by external organisations, or talent or skills achieved through external activities. Please fill² in the relevant awards/activities that are related to the talent area(s) that you have selected.

¹ To explore DSA-Sec schools and talent areas offered, visit www.moe.gov.sg/dsa-secschfinder.

² Please input only in English. Non-English input such as Chinese characters will be rejected in the system.

2024 DSA-Sec
Template for Applicants studying in MOE Mainstream Schools

Your child's primary school information will be automatically shared with the DSA-Sec school(s) that you applied to. This includes your child's P5 and P6 academic results, and other information from P4 to P6, i.e., Co-curricular Activities, Values in Action involvement, School-based achievements/awards such as Edusave Awards, National School Games and Junior Sports Academy participation will be automatically shared with the DSA-Sec school(s) you applied to. You do not need to input this information.

[Please duplicate this table if you have more than one non-school-based award/activity. This section is not compulsory and there is a limit of 10 entries.]

1.	Start Month to End Month (MM/YYYY): _____ to _____	Award/Activity Name [^] (Maximum of 50 characters): _____
	Brief Description [^] (Maximum of 300 characters): _____	

[^]You may copy and paste the information into the portal by using keyboard shortcut command: Ctrl + C (copy) and Ctrl + V (paste).

Section III: Contact Details

If your contact details are available in MyInfo, the information will be pre-filled. You may edit it for the purpose of this application.

Both the main and alternate contact persons will receive the confirmation email after each successful transaction.

Main Contact Details	
Name*:	
Email*:	
Mobile Number (Local)*:	+65

* Required fields

Alternate Contact Details (Optional)	
Name:	
Email:	
Contact Number (Local):	+65

Please note that if your child is given an offer, **both parents will need to log in to the DSA-Sec Portal using Singpass to submit your child's school preference during the School Preference Submission.** You may approach your child's primary school for assistance if you are unable to submit online.

How many schools can my child apply to?

You can indicate up to three choices during the application.

For each choice, you will need to choose a secondary school and a talent area from that school.

Of the three choices, a maximum of two choices can be used to apply to the same school (i.e., under two different talent areas).



Talent(s)	School(s)
Basketball	School A
Basketball	School B
Basketball	School C

Example 1

Your child can apply up to three different schools, with no restrictions on the talent areas.

Talent(s)	School(s)
Basketball	School A
Choir	School A
Basketball	School B

Example 2

Your child can choose two areas in one school. (A maximum of two choices can be used to apply to the same school.)

Talent(s)	School(s)
Basketball	School A
Choir	School A
Netball	School A

Example 3

Your child cannot use all three choices on one school. She can leave the third choice blank or choose another school.



What are the possible DSA-Sec outcomes?

Confirmed Offer → The student has a place reserved in the school as long as she qualifies for a course the school offers [i.e. G1, G2 or G3].


Waiting List → This means the student will only be considered if other students with **Confirmed Offer** choose not to go to that school during the School Preference stage. Allocation will be based on students' rank on the school's waitlist.

Unsuccessful → If the student is unsuccessful in all her applications, but still wishes to enter the schools she applied for in the DSA, she can consider them again during the S1 Posting Exercise based on the PSLE results.




Example: Confirmed Offer vs Being Waitlisted

John



John selected Marvel Secondary as his 1st choice. Marvel Secondary School placed John on the **Waiting List**.

Mary



Mary is given **Confirmed Offer** by Marvel Secondary.

Who will be considered for a place in Marvel Secondary?

Mary will be considered for a DSA place in Marvel Secondary, before John, as she has a **Confirmed Offer**.



If my child has a DSA Confirmed Offer, does it mean that her PSLE results will not matter?

The PSLE Score will still be used to determine the secondary school posting group she is eligible for [i.e.G1, G2 and G3]

Even if the student has a confirmed offer, she **must qualify for a posting group offered by the school** to be successfully admitted through the DSA.



Example:




Jane has a DSA confirmed offer given by Marvel Secondary School, which offers the G3 Course only.

However, Jane's PSLE results qualify her for the G2 course. Hence, Jane will **not** be able to go to Marvel Secondary School. She will take part in the S1 Posting Exercise instead.



AL Score Range

AL	Raw Mark Range
1	≥ 90
2	85 – 89
3	80 – 84
4	75 – 79
5	65 – 74
6	45 – 64
7	20 – 44
8	≤ 20



Elena PSLE Score **14**

PSLE Subject	AL Score
English	2
Math	2
Foundation Science	ALA = 6
Mother Tongue Language	4



PSLE Scoring System & Posting Group

PSLE Score	Posting Group	Subject level for most subjects
4 – 20	3	G3
21 and 22	2 or 3	G2 or G3
23 and 24	2	G2
25	1 or 2	G1 or G2
26 – 30 <i>(with AL 7 in EL and MA)</i>	1	G1



School Information for DSA

<https://moe.gov.sg/schoolfinder>

<https://go.gov.sg/exploreschools>

SchoolFinder Tool



MySkillsFuture Portal



Information on DSA

Direct School Admission (MOE)



<https://www.moe.gov.sg/secondary/dsa>



Home > [Is DSA for your child?](#)

Is DSA for your child?

21 MAY 2021



<https://www.schoolbag.edu.sg/story/is-dsa-for-your-child>

Related



Parent's Take on DSA: "Let your child take the lead" >



Parent's take on DSA: "Do what's good for their self-confidence" >



Choosing the DSA route >



Is DSA for your child? >



Your grades do not

SCHOOL BAG: THE EDUCATION NEWS SITE

<https://www.schoolbag.edu.sg/story/is-dsa-for-your-child>

<https://www.schoolbag.edu.sg/story/choosing-the-dsa-route>

<https://www.schoolbag.edu.sg/story/parent-s-take-on-dsa-do-what-s-good-for-their-self-confidence>

<https://www.schoolbag.edu.sg/story/parent-s-take-on-dsa-let-your-child-take-the-lead>



School Bag: DSA



IN SUMMARY :

- P6 students **have a choice** whether or not to participate in the DSA-Sec. If they choose not to participate in the DSA-Sec, they will participate in the Secondary One Posting Exercise after the release of the PSLE results.
- Students who opt for a school under DSA-Sec **must achieve PSLE results** that would enable them **to be eligible for admission to the posting group** being offered by their opted DSA-Sec schools.



IN SUMMARY :

- Students admitted to a school through DSA-Sec will **not be allowed** to participate in the annual Secondary One Posting Exercise. They will also not be allowed to appeal to other secondary schools.
- Students who are admitted to the secondary schools because of their CCA achievements will be **obliged to continue** in that CCA.



Home-School Partnership

Being there for her

Have regular conversations with your child to understand her better.

Setting realistic & achievable expectations

Consider your child's unique abilities when setting expectations with her. Only realistic goals can motivate her.

Showing your love

Assure your child that your love for her is not measured by her achievements. Let her know this every day through your words and actions.



If you have any question, please email me at
Wong_Liang_Min@schools.gov.sg

*The slides for today's presentation will be uploaded
and made available on our school website by the end
of next week.*

Thank You

